

IARP OI DAP Survey July 2009 Final

1. Please provide your recommendations regarding inclusion of the following DOT items in the new OIS:						
	Retain	Eliminate	Modify	No Opinion	Response Count	
Current coding system	68.1% (235)	4.3% (15)	20.3% (70)	7.2% (25)	345	
Data, People, Things	69.4% (243)	7.4% (26)	12.3% (43)	10.9% (38)	350	
Industry designation	73.8% (256)	4.9% (17)	13.3% (46)	8.1% (28)	347	
Task statements	77.6% (274)	1.1% (4)	18.4% (65)	2.8% (10)	353	
Alternative titles	79.4% (277)	2.0% (7)	12.9% (45)	5.7% (20)	349	
"May" items	63.1% (209)	10.6% (35)	11.8% (39)	14.5% (48)	331	
Physical strength requirement (S-L-M-H-VH)	79.9% (282)	0.0% (0)	19.8% (70)	0.3% (1)	353	
SVP (Specific Vocational Preparation - one of three bases of transferable skills analysis)	81.6% (284)	0.6% (2)	16.7% (58)	1.1% (4)	348	
If you believe one or more of these categories should be modified, please explain					131	
					answered question	353
					skipped question	0

2. Please provide your recommendations regarding inclusion of the current DOT General Education Development definitions in the new OIS:						
	Retain	Eliminate	Modify	No Opinion	Response Count	
Reasoning	70.0% (243)	2.0% (7)	21.0% (73)	6.9% (24)	347	
Math	73.2% (254)	1.4% (5)	18.4% (64)	6.9% (24)	347	
Language	71.0% (245)	1.7% (6)	20.6% (71)	6.7% (23)	345	
If you believe one or more of these items should be modified, please explain.					75	
					answered question	347
					skipped question	6

3. Please provide your recommendations regarding inclusion of the current DOT Physical Demand elements in the new OIS:

	Retain	Eliminate	Modify	No Opinion	Response Count
Climb	87.7% (308)	0.6% (2)	10.5% (37)	1.1% (4)	351
Balance	88.8% (309)	2.9% (10)	6.9% (24)	1.4% (5)	348
Stoop	85.6% (298)	2.0% (7)	11.5% (40)	0.9% (3)	348
Kneel	92.5% (320)	2.0% (7)	4.9% (17)	0.6% (2)	346
Crouch	87.6% (305)	3.2% (11)	7.8% (27)	1.4% (5)	348
Crawl	90.2% (313)	4.3% (15)	4.3% (15)	1.2% (4)	347
Reach	74.0% (259)	0.3% (1)	25.1% (88)	0.6% (2)	350
Handle	83.9% (292)	0.6% (2)	14.7% (51)	0.9% (3)	348
Finger	84.6% (292)	0.9% (3)	13.6% (47)	0.9% (3)	345
Feel	82.8% (288)	7.8% (27)	8.3% (29)	1.1% (4)	348
Talk	87.9% (306)	4.0% (14)	6.3% (22)	1.7% (6)	348
Taste/smell	75.7% (256)	13.9% (47)	5.9% (20)	4.4% (15)	338
Near acuity	85.5% (294)	2.0% (7)	9.9% (34)	2.6% (9)	344
Far acuity	85.5% (296)	2.3% (8)	9.5% (33)	2.6% (9)	346
Depth perception	86.9% (299)	2.9% (10)	7.8% (27)	2.3% (8)	344
Accommodation	79.4% (273)	6.7% (23)	8.4% (29)	5.5% (19)	344
Color vision	83.7% (288)	4.9% (17)	7.3% (25)	4.1% (14)	344
Field of vision	84.8% (289)	3.5% (12)	7.9% (27)	3.8% (13)	341
If you believe one or more of these items should be modified, please explain.					138
<i>answered question</i>					351
<i>skipped question</i>					2

4. Please provide your recommendations regarding inclusion of the current DOT Environmental components in the new OIS:

	Retain	Eliminate	Modify	No Opinion	Response Count
Exposure to weather	86.6% (298)	4.9% (17)	4.4% (15)	4.1% (14)	344
Extreme cold	88.3% (303)	2.0% (7)	6.1% (21)	3.5% (12)	343
Extreme heat	88.3% (303)	2.0% (7)	6.1% (21)	3.5% (12)	343
Wet and/or humid	87.1% (298)	4.4% (15)	4.7% (16)	3.8% (13)	342
Noise intensity level	87.9% (298)	2.7% (9)	5.3% (18)	4.1% (14)	339
Vibration	88.0% (301)	2.6% (9)	5.8% (20)	3.5% (12)	342
Atmospheric conditions	74.1% (254)	11.4% (39)	7.0% (24)	7.6% (26)	343
Proximity to moving mechanical parts	88.1% (303)	2.3% (8)	5.2% (18)	4.4% (15)	344
Exposure to electrical shock	84.2% (288)	6.4% (22)	5.0% (17)	4.4% (15)	342
Working in high exposed places	87.1% (298)	3.8% (13)	5.3% (18)	3.8% (13)	342
Exposure to radiation	79.1% (272)	8.7% (30)	5.8% (20)	6.4% (22)	344
Working with explosives	77.8% (266)	10.8% (37)	5.0% (17)	6.4% (22)	342
Exposure to toxic, caustic chemicals	86.2% (294)	2.6% (9)	7.3% (25)	3.8% (13)	341
If you believe one or more of these items should be modified, please explain					55
					answered question
					345
					skipped question
					8

5. Please provide your recommendations regarding inclusion of the current DOT Aptitudes in the new OIS:

	Retain	Eliminate	Modify	No Opinion	Response Count	
General learning ability	82.2% (281)	4.1% (14)	9.9% (34)	3.8% (13)	342	
Verbal aptitude	82.2% (281)	4.4% (15)	8.8% (30)	4.7% (16)	342	
Numerical aptitude	82.7% (283)	4.1% (14)	8.8% (30)	4.4% (15)	342	
Spatial aptitude	79.0% (271)	7.0% (24)	8.7% (30)	5.2% (18)	343	
Form perception	77.0% (264)	8.7% (30)	9.0% (31)	5.2% (18)	343	
Clerical perception	78.6% (268)	6.5% (22)	9.4% (32)	5.6% (19)	341	
Motor coordination	82.4% (281)	5.3% (18)	7.9% (27)	4.4% (15)	341	
Finger dexterity	81.8% (279)	4.4% (15)	9.4% (32)	4.4% (15)	341	
Manual dexterity	82.5% (282)	4.1% (14)	9.1% (31)	4.4% (15)	342	
Eye-hand-foot coordination	81.8% (279)	5.9% (20)	7.0% (24)	5.3% (18)	341	
Color discrimination	79.7% (271)	7.4% (25)	6.8% (23)	6.2% (21)	340	
If you believe one or more of these items should be modified, please explain					51	
					<i>answered question</i>	343
					<i>skipped question</i>	10

6. Please provide your recommendations regarding inclusion of the current DOT Temperaments in the new OIS:

	Retain	Eliminate	Modify	No Opinion	Response Count	
Directing, controlling, planning	81.2% (276)	5.6% (19)	6.8% (23)	6.5% (22)	340	
Performing repetitive tasks	81.5% (277)	4.1% (14)	9.1% (31)	5.3% (18)	340	
Influencing people	77.5% (262)	7.1% (24)	9.2% (31)	6.2% (21)	338	
Performing a variety of duties	78.5% (266)	6.5% (22)	8.6% (29)	6.5% (22)	339	
Expressing personal feelings	67.4% (229)	13.8% (47)	10.0% (34)	8.8% (30)	340	
Working alone	80.9% (275)	5.6% (19)	7.4% (25)	6.2% (21)	340	
Performing under stress	71.8% (245)	5.9% (20)	16.7% (57)	5.6% (19)	341	
Attaining tolerances	73.2% (249)	7.9% (27)	11.2% (38)	7.6% (26)	340	
Working under specific instruction	79.4% (269)	6.5% (22)	8.0% (27)	6.2% (21)	339	
Dealing with people	79.4% (269)	4.7% (16)	10.3% (35)	5.6% (19)	339	
Making judgments and decisions	83.4% (281)	4.2% (14)	7.4% (25)	5.0% (17)	337	
If you believe one or more of these items should be modified, please explain					71	
					<i>answered question</i>	342
					<i>skipped question</i>	11

7. Please provide your recommendations regarding inclusion of the current DOT Interests in the new OIS:

	Retain	Eliminate	Modify	No Opinion	Response Count
Artistic	56.6% (193)	17.3% (59)	5.6% (19)	20.5% (70)	341
Scientific	56.9% (194)	17.0% (58)	5.6% (19)	20.5% (70)	341
Protective	55.7% (190)	18.2% (62)	5.9% (20)	20.2% (69)	341
Mechanical	57.9% (197)	16.5% (56)	5.6% (19)	20.0% (68)	340
Industrial	55.8% (191)	17.8% (61)	6.4% (22)	19.9% (68)	342
Business detail	56.2% (191)	17.4% (59)	6.5% (22)	20.0% (68)	340
Selling	57.8% (197)	16.7% (57)	5.6% (19)	19.9% (68)	341
Accommodating	53.7% (183)	19.6% (67)	6.5% (22)	20.2% (69)	341
Humanitarian	54.9% (186)	18.6% (63)	5.9% (20)	20.6% (70)	339
Leading/influencing	56.5% (192)	17.1% (58)	5.9% (20)	20.6% (70)	340
Physical performing	56.5% (191)	18.0% (61)	5.6% (19)	19.8% (67)	338
If you believe one or more of these items should be modified, please explain					48
<i>answered question</i>					344
<i>skipped question</i>					9

8. Please provide your recommendations regarding inclusion of the current DOT components in the new OIS:

	Retain	Eliminate	Modify	No Opinion	Response Count	
Work fields (one of three bases of transferable skills analysis - e.g. teaching, health caring, printing, transporting)	78.4% (268)	7.0% (24)	6.7% (23)	7.9% (27)	342	
Materials, products, subject matter, services (one of three bases of transferable skills analysis - e.g. aircraft and parts, architectural engineering, hotel services)	76.0% (259)	8.2% (28)	7.3% (25)	8.5% (29)	341	
Crosswalks to other reference sources such as the GOE, SOC	80.6% (275)	5.3% (18)	5.6% (19)	8.5% (29)	341	
If you believe one or more of these items should be modified, please explain					26	
					answered question	344
					skipped question	9

9. Please provide your recommendations regarding inclusion of the current DOT Rating Scale choices in the new OIS:

	Retain	Eliminate	Modify	No Opinion	Response Count	
Never	81.8% (279)	1.8% (6)	13.8% (47)	2.6% (9)	341	
Occasionally	79.8% (272)	1.2% (4)	16.7% (57)	2.3% (8)	341	
Frequently	82.7% (282)	0.9% (3)	14.1% (48)	2.3% (8)	341	
Constantly	83.8% (285)	1.2% (4)	12.6% (43)	2.4% (8)	340	
If you believe one or more of these items should be modified, please explain					101	
					answered question	343
					skipped question	10




10. What new Occupational Preparation information is needed for the Social Security Administration OIS? (Check all that apply)

	Response Percent	Response Count
OJT	85.7%	258
Vocational training	88.4%	266
High School	83.1%	250
Associates degree	77.7%	234
Bachelors degree	75.7%	228
Doctoral degree	60.1%	181
Other (please specify)	26.9%	81
answered question		301
skipped question		52


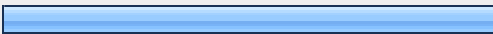
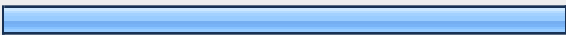











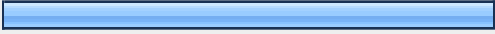


11. What new Occupational Prerequisite information is needed for the Social Security Administration OIS? (Check all that apply)

	Response Percent	Response Count
Type of experience needed	87.3%	247
Length of experience	90.8%	257
Other (please specify)	13.4%	38
answered question		283
skipped question		70


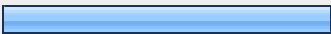
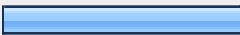


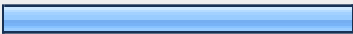








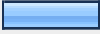
12. What new SVP information is needed for the Social Security Administration OIS? (Check all that apply)

	Response Percent	Response Count
SVP should be tied to the level of education/training achieved 	59.3%	182
SVP should be tied to the average length of time to learn the job 	68.7%	211
SVP should be tied to the average time to gain acceptable job performance 	70.4%	216
Other (please specify)		30
	<i>answered question</i>	307
	<i>skipped question</i>	46

13. What new information related to Mental Demands is needed for the Social Security Administration OIS? (Check all that apply)




		Response Percent	Response Count
Concentration		87.4%	271
Persistence		74.5%	231
Pace		85.5%	265
Memorization		54.8%	170
Complex problem solving		79.0%	245
1-2 step directions		80.6%	250
Perceptual abilities		55.8%	173
Creativity		32.9%	102
Divided attention		52.6%	163
Response inhibition		36.1%	112
Selective attention		44.5%	138
Oral comprehension		78.4%	243
Oral expression		72.9%	226
Written comprehension		79.4%	246
Written expression		74.2%	230
Variability of tasks		70.6%	219
Other (please specify)		18.4%	57
		<i>answered question</i>	310
		<i>skipped question</i>	43

**14. What new information related to Personal Qualities is needed for the Social Security Administration OIS?
(Check all that apply)**






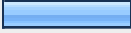
		Response Percent	Response Count
Attitude		43.1%	121
Leadership		49.5%	139
Tact		35.9%	101
Organization		62.3%	175
Frustration Tolerance		69.4%	195
Initiative		52.7%	148
Resourcefulness		41.6%	117
Honesty		34.5%	97
Flexibility		69.4%	195
Team orientation		54.8%	154
Communication skills		79.0%	222
Efficiency		48.0%	135
Reliability		69.0%	194
Quality orientation		37.7%	106
Other (please specify)		14.2%	40
		<i>answered question</i>	281
		<i>skipped question</i>	72

15. What new SSA-related items are needed for the Social Security Administration OIS? (Check all that apply)





		Response Percent	Response Count
Simple, routine, repetitive tasks		91.1%	287
Level of literacy required		87.3%	275
Skills that transfer to other occupations		83.2%	262
One-handed		90.5%	285
Repetitive hand/finger movement		83.2%	262
Sitting work tolerance (rated using frequency scale)		90.5%	285
Standing work tolerance (rated using frequency scale)		91.4%	288
Sit/stand option		94.9%	299
Stamina (Rated as an aptitude or MET level)		57.8%	182
Different levels of reaching (above shoulder, at shoulder, waist-level, etc.)		86.0%	271
Technology skills		66.0%	208
Climbing agility (ramps, stairs, ladders, etc.)		64.1%	202
Neck movement/positioning (flexion, extension, twisting/turning head, length of time in each position)		82.2%	259
Hearing sensitivity (telephone, acute fine detail, near or far distance)		68.3%	215
Near vision acuity (computer screen, fine print, etc.)		72.1%	227
Far vision acuity (driving, etc)		68.6%	216
Productivity factors (production rate required, work at own pace, etc.)		79.4%	250

Work setting (factory, office, outdoors, freezer, etc.)		69.2%	218
Ability to communicate in English		74.0%	233
Other (please specify)		8.9%	28
		answered question	315
		skipped question	38



16. What new information related to Barriers to Employment are needed for the Social Security Administration OIS? (Check all that apply)

		Response Percent	Response Count
Criminal Record		69.8%	194
Monocular Vision		63.7%	177
Personal Hygiene		39.2%	109
Appearance		38.5%	107
Use of adaptive devices		76.3%	212
Other (please specify)		19.1%	53
		answered question	278
		skipped question	75



17. What changes or additions do you recommend to the Rating Scales? (check all that apply)

	Response Percent	Response Count
Maintain current rating scale of never, occasionally, frequently, and continuous 	46.2%	145
Modify the DOT frequency rating scale for physical demands to specify repetition ranges in addition to percentage of time (e.g., 1-12 reps per hour for occasionally, 13-30 reps per hour for frequently, 31-60 reps per hour for continuously) 	52.9%	166
Add a new level to the frequency scale for physical demands (e.g., working > 8 hours per day) 	49.4%	155
Unlink body position demands from the strength rating factor by limiting the strength definition to force requirements and rating the frequency of body positions such as sitting, standing, and operating foot controls as separate work tolerances (i.e., sedentary currently means sitting at least 6 hours in an 8-hour day and lifting up to 10 lbs. occasionally. Unlinking would have the requirement for sitting be separated from the requirement for lifting.) 	63.4%	199
Please comment on other improvements to the rating scales you would like to recommend		44
	<i>answered question</i>	314
	<i>skipped question</i>	39



18. The force levels for lifting and carrying should be adjusted in the descriptions for Strength physical demands levels. (e.g., application of the NIOSH revised lifting equation suggests that 40 lb. occasionally may be a more appropriate as an upper limit for Medium physical demands and that 70 lb. may be a more appropriate upper limit for Heavy physical demands.)

	Response Percent	Response Count
Agree 	75.0%	231
Disagree 	25.0%	77
Comments?		35
answered question		308
skipped question		45



19. The OIDAP is questioning whether to include only those jobs that most commonly exist based on data from Social Security disability claimants and/or those jobs commonly testified to by Social Security Vocational Experts. Do you...?

	Response Percent	Response Count
Agree with this approach—include only most commonly encountered jobs in OIS 	17.6%	57
Disagree with this approach—need to include all jobs in the current labor market in the OIS 	82.4%	267
answered question		324
skipped question		29

20. Would you agree with unlinking strength and body position factors (i.e., sedentary currently means sitting at least 6 hours in an 8-hour day and lifting up to 10 lbs. Unlinking would have the requirement for sitting be separated from the requirement for lifting.)

	Response Percent	Response Count
Agree 	81.7%	264
Disagree 	18.3%	59
<i>answered question</i>		323
<i>skipped question</i>		30

21. Would you agree with changing “unskilled” work to “low-skilled” work, to acknowledge the fact that SVP 1 or SVP 2 jobs involve some degree of minimal skill to perform the work successfully? Do you...?

	Response Percent	Response Count
Agree 	67.8%	221
Disagree 	32.2%	105
<i>answered question</i>		326
<i>skipped question</i>		27



22. Are there any other needs or gaps in information that you recommend for consideration?

	Response Count
	75
<i>answered question</i>	75
<i>skipped question</i>	278



23. Do you have any final recommendations for information that should be included in an OIS to assist Social Security with adjudicating adult disability claims?

	Response Count
	73
<i>answered question</i>	73
<i>skipped question</i>	280

24. Do you currently have a BPA with SSA?

	Response Percent	Response Count
Yes 	53.6%	177
No 	46.4%	153
<i>answered question</i>		330
<i>skipped question</i>		23

25. Are you currently a member of IARP (International Association of Rehabilitation Professionals)?

	Response Percent	Response Count
Yes 	80.5%	265
No 	19.5%	64
<i>answered question</i>		329
<i>skipped question</i>		24